


WORKSHEET FOR PRIMARY SCHOOLS

1. Use the right colors to color the Knight of the Cross.



2. Which famous Czech saint do you see in the picture?

.....
Can you find the **church** she is holding in her hands somewhere in the museum? Where?




This saint will be very happy if you use colorful pencils to cheer her up a bit. You can paint her in the museum or at home.


3. The person that you see in the picture is the king Charles IV on his throne, but the painter forgot to draw something that belongs to a king. What is missing? Correct his mistake.




4. Choose the correct colors and color the Czech lion. Where can you find him?





5. Where is the Knight of the Cross going? To which of these 4 buildings?
Write down names of all four of them.



6. All the people that you can see below took part in the construction of the Charles Bridge.
Connect the craftsmen with the tools they used and the result of their work.



7. The plaque that you see in the following picture can be found in the museum. Find 8 differences between the two pictures, circle the differences. Who is the main character of the legend?



8. Write the following numbers in the right order so that they represent the year, day and the exact time when the foundation stone of the Charles Bridge was laid down.

1 1 3 3 5 5 7 7 9